

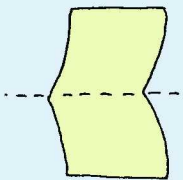
Make a butterfly painting

You will need


- Water-based paints
- Brushes
- Pastel coloured sugar paper
- Marker pen
- Plenty of newspaper (to cover tables!)





1 Fold a piece of sugar paper in half, side to side, and open it out.



2 Paint the shape of butterfly wings on one half. Fold the paper over again and press it down.



3 Open out the paper and add more colours to one side. Refold and press.



4 When the butterfly wings are dry, add a body and antennae with a marker pen.

